


Recorder Karate



White -	Hot Cross Buns	GAB
Yellow -	Gently Sleep	GAB
Orange -	Merrily We Roll Along	GAB
Green -	It's Raining	E GA
Purple -	Old MacDonald Had A Farm	DE GAB
Blue -	When The Saints Go Marching In	GABC'D'
Red -	Twinkle, Twinkle Little Star	DEF#GAB
Brown -	Amazing Grace	DE GAB D'
Black -	Ode To Joy	D GABC'D'

Name _____ Class _____

1 - White Belt

Pitches: GAB

Hot Cross Buns

2 measures (8 beats) introduction
on recording


Traditional


Hot cross buns! Hot cross buns!

One a pen - ny, two a pen - ny, hot cross buns!

New things to learn for the White Belt song:









half note = 2 beats
quarter note = 1 beat

time signature = 
4 beats in each measure

half rest = 
2 beats of silence

new notes:

counting:

			
			
1	2	3	4

Pitches: GAB

2 - Yellow Belt

Gently Sleep

2 measures (8 beats) introduction
on recording

Traditional
lyrics by Barb Philipak

Gent - ly sleep, my sweet child. Gent - ly sleep, with that smile.

Gent - ly sleep, lit - tle one. Gent - ly sleep, day is done.

New thing to learn for the Yellow Belt song:

’ **breath mark** When you see this symbol, take a breath.
Try only to take a breath every two measures.

4 - Green Belt

It's Raining

Pitches: E GA

7 beats introduction
on recording

Traditional

It's rain - ing, it's pour - ing, the old man is snor - ing.

Went to bed and he bumped his head and he could - n't get up in the morn - ing.

New things to learn for the Green Belt song:

new rhythm:

two eighth notes = 1 beat
(Each single eighth note gets 1/2 beat.)

new note:

E

4/4

counting:

5 - Purple Belt

Old MacDonald Had A Farm

4 measures (16 beats) introduction
on recording

Traditional

Old Mac - Don - ald had a farm. E - I - E - I - O. And

on that farm he had some chicks. E - I - E - I - O. With a

chick chick here. And a chick chick there. Here a chick, there a chick. Ev'-ry-where a chick chick.

Old Mac - Don - ald had a farm. E - I - E - I - O.

New things to learn for the Purple Belt song:

quarter rest = 1 beat of silence

dotted half note = 3 beats
(A dot after a note gets half the value of that note and makes it that much longer.)

new note:

D

When The Saints Go Marching In

5 beats introduction
on recording

Traditional

Oh, when the saints go march - ing in, oh, when the

saints go march - ing in. Oh, I want to be in that

num - ber, when the saints go march - ing in.

New things to learn for the Blue Belt song:

A **tie** is a curved line which connects notes of the same pitch.
Only the first note is played and then it is held for the total value of the connected notes.

1 2 3 - 1 2 1 2 3 4 - 1

new rhythm: whole note = 4 beats

C'

D'

new notes:

7 - Red Belt

Pitches: DEF[#]GAB

Twinkle, Twinkle Little Star

2 measures (8 beats) introduction
on recording

Traditional

Twin - kle, twin - kle lit - tle star, how I won - der what you are.

Up a - bove the world so high, like a dia - mond in the sky!

Twin - kle, twin - kle lit - tle star, how I won - der what you are.

New things to learn for the Red Belt song:

key signature

These sharps (\sharp), when placed at the beginning of a line, are for all C's and F's in the song. This is called a **key signature**. However, since there are no C's in this song, you only have to remember to play every F in this song as F \sharp .

new note:

8 - Brown Belt

Pitches: DE GAB D'

Amazing Grace

5 beats introduction
on recording

Traditional

New things to learn for the Brown Belt song:

new rhythms:



single eighth note = 1/2 beat

Until now, you have seen two eighth notes joined together with a beam (). Together, two eighth notes = 1 beat.



dotted quarter note = 1 1/2 beats

Again, the dot adds half the value of that note and makes it longer.



A **fermata** placed above a note means that the note is held a little longer than its usual count.



time signature The top number tells us that there are only three beats in each measure.

3 4

counting:

9 - Black Belt

Pitches: D GABC'D'

Ode To Joy

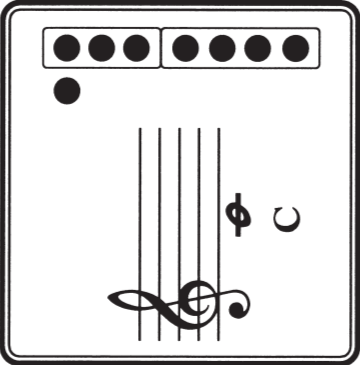
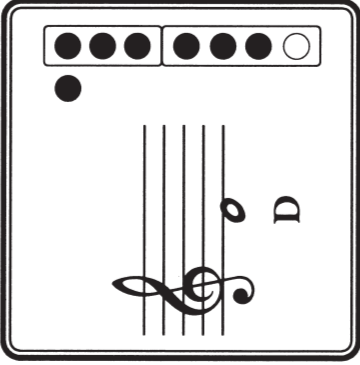
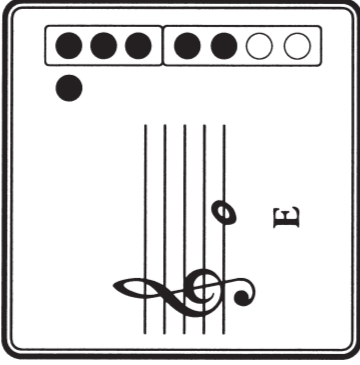
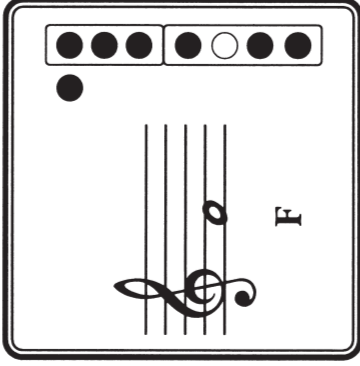
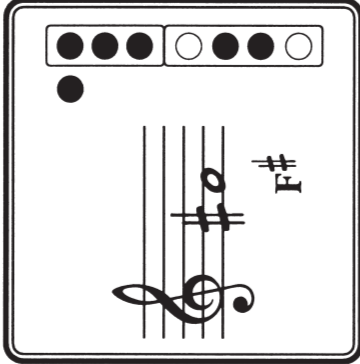
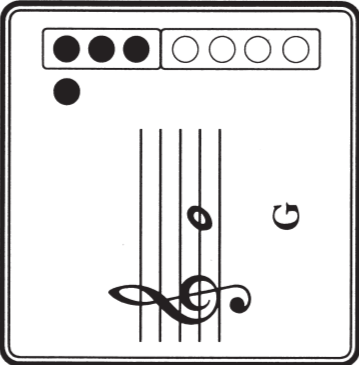
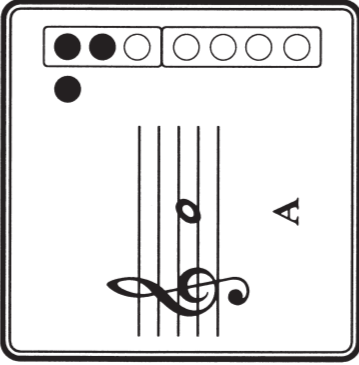
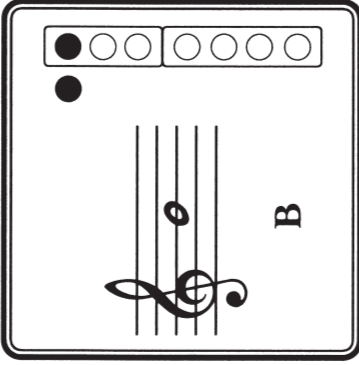
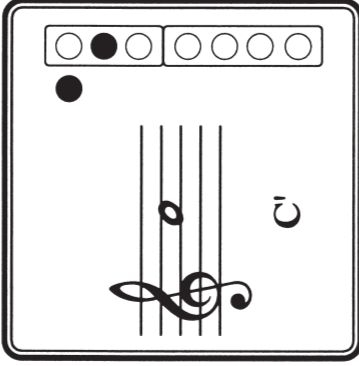
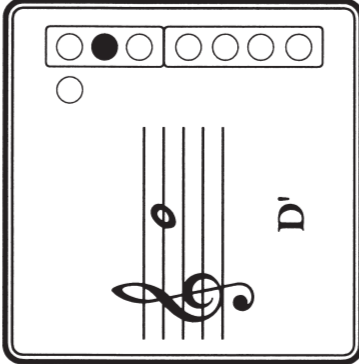
2 measures (8 beats) introduction
on recording

Ludwig van Beethoven

The image displays a musical score for the introduction of 'Ode To Joy' by Ludwig van Beethoven. It consists of four staves of music, all in treble clef and D major (indicated by a sharp sign on the F line). The first staff begins with a 4/4 time signature. The melody is written in a single line across four staves. The first two staves contain the first four measures, which are marked with a '2' above the first measure. The third and fourth staves contain the next four measures. The piece concludes with a double bar line at the end of the fourth staff.

RECORDER FINGERING CHART

The hole that is outside the box indicates the thumbhole on the back of the recorder.
When the circle is black, cover that hole with the correct finger.

 <p>C</p>	 <p>D</p>	 <p>E</p>	 <p>F</p>	 <p>F#</p>
 <p>G</p>	 <p>A</p>	 <p>B</p>	 <p>C'</p>	 <p>D'</p>